



Section 1 / Lesson 1

WHO IS GOD?

God One AND Three



Copyright © 2019 Free Methodist Church. All rights reserved.
The ROOTS Logo Copyright © 2019 Free Methodist Church. All rights reserved.

No part of this publication may be reproduced, or transmitted in any form or by any means, including photocopying, recording, digital scanning, or other electronic or mechanical methods, without the prior written permission of the publisher, except in the case of brief quotations embodied in critical reviews and certain other noncommercial uses permitted by copyright law. For permission requests, please address: Free Methodist World Ministries Center, 770 N High School Rd, Indianapolis, IN 46214. Scriptures taken from the Holy Bible, New International Version®, NIV®. Copyright© 1973,1978,1984, 2011 by Biblica, Inc.TM Used by permission of Zondervan. All rights reserved worldwide. www.zondervan.com The "NIV" and "New International Version" are trademarks registered in the United States Patent and Trademark Office by Biblica, Inc.TM. Layout and design by Karen Cantú.

The digital material downloaded is licensed ONLY to the purchasing church for use in their children's programming. Contact publishing@fmcusa.org to purchase a license for your own church.

SERIES MEMORY VERSE

“IN THE BEGINNING WAS THE WORD, AND THE WORD WAS WITH GOD, AND THE WORD WAS GOD. ²HE WAS WITH GOD IN THE BEGINNING. ³THROUGH HIM ALL THINGS WERE MADE; WITHOUT HIM NOTHING WAS MADE THAT HAS BEEN MADE. ⁴IN HIM WAS LIFE, AND THAT LIFE WAS THE LIGHT OF ALL MANKIND. ⁵THE LIGHT SHINES IN THE DARKNESS, AND THE DARKNESS HAS NOT OVERCOME IT.”

JOHN 1:1-5 NIV

Lesson Overview

God One AND Three



KEY IDEA

God is three persons and yet just one God.



BIBLE BASIS

Genesis 1; John 1:1-5, Matthew 28:19, Deuteronomy 6:4



SUGGESTED SONGS

1. *We Believe*, Yancy (2013)
2. *Trinity Roll Up*, Christ Music Kids (2014)
3. *Just Give Me Jesus*, New Life Worship Kids (2014)



SUGGESTED SCHEDULE

Sunday Morning—60 Minute

- 1) 5-min Countdown Video
- 2) Praise Song(s)/ Welcome/Prayer
- 3) Bible Verse Activity
- 4) Hook
- 5) Worship Song
- 6) Lesson
- 7) Object Lesson
- 8) Worship Song
- 9) Prayer Centers
- 10) Small Group Time (extends time to 75+ minutes)

NOTE TO TEACHER

The concept of the Trinity is mysterious, confusing and reassuring all at the same time! As you teach this lesson, remember that any analogy will eventually break down at some point. One analogy cannot fully show how great our God is, but maybe it can help. While we want kids to “know” these concepts, we want them to KNOW God in all His persons. Even after years of private Christian education and church, I don’t feel like I truly learned who the Holy Spirit was until I was in my thirties. It just was never explained and never experienced. Each person of the Trinity has a unique role in our lives. I pray that as you teach these concepts that you, yourself, will be renewed in your heart and mind. That you might know that you know that you know God is God and He is good, and mysterious and yet with us! I also pray that the children under your ministry, hearing these words, will leave your space, knowing God more fully. Amen and so be it!

Hook 8-10 minutes



PUPPET SKIT (or could be a live person skit)

CHARACTERS

Host, Si the Squirrel (or a repeating character)

HOST: *Well hi there Si! What have you been up to?*

SI: *Just hanging out in this tree—gathering nuts! I LOVE nuts! What are you guys doing?*

HOST: *We are starting a new year long series today called, Roots..actually we are going to be looking at a tree a lot! Like the tree you are in.*

SI: *MY tree? Cool. Why are you talking about Trees in Kids Church (or whatever you call your time)?*

HOST: *Well as we grow in Jesus-grow as Christians in this world, we want our roots to go deep and wide, just like an old tree. But we can't see the roots of course.*



Show graphic of a tree and root system
(Graphic #4)



SI: *Roots...yeah, my mom told me about them, but I don't really understand them.*

You can see them...

HOST: *Look at this root system.*




Show a root system from a plant

HOST: *Cool, huh? So, a tree has a much larger root system. We can't see them, but they are there! We are going to spend the year talking about the basic things of God...who He is, who we are, and then what we are supposed to do...how we are supposed to live!*

SI: *Cool...sounds like a lot!!!!*

HOST: *Well, during the next weeks we are going to talk about things like Who God is; Who Jesus is; Who is the Holy Spirit and what in the world does Trinity mean? Learning these things will help our roots to go down deep in the ground. Before we go further, let's sing this song together proclaiming (saying) what we believe!*

Sermon 15 minutes



SCRIPTURE

Genesis 1: 1-2, 26; John 1:1-5, Matthew 28:19

SERMON

So, we need to begin at the beginning. And we also want anything we learn to be backed up by what the Bible says. Let's turn in our Bibles to Genesis — that's an easy one to find. Genesis 1 in fact.



Give students time to find Genesis. Have them read for themselves Genesis 1:1-2.

What did God create first? Heavens and the earth. Who was hovering over the waters? The Spirit of God. So, this tells us that the Spirit was there with God in the beginning, right! Now let's read verse 26—Then God said, Let US make man in our image, in our likeness. We know from school that the word “us” means more than one, right? So, God was not alone when he created. What do you think God did before He created us? (take various answers)

Later in Genesis, we see that God is walking the earth looking for Adam and Eve (Gen 3)...this tells us that God wants to be with us! He enjoys us! He made us to have fellowship with Him—to talk to Him and walk with Him. That's a pretty neat thing—the creator of the universe wants to talk to us!



Instruct kids to close their Bibles and place underneath their chairs.

Now let's look at another verse in Matthew. Matthew is one of the...gospels. And the words we will read are words that Jesus said when He was on earth.



Show Matthew 28:19 (Graphic #5)

Therefore, go and make disciples of all nations, baptizing them in the name of the Father and of the Son and of the Holy Spirit. Jesus is telling us here the different persons of God—the Father, the Son and the Holy Spirit.

MATERIALS



Student Bible

Genesis 1:1-2, 26; John 1:15-5; Matthew 28:19



Hardboiled Egg



Memory Verse Graphic

Graphic #5



Post-it note + Pencil

Per child



Place to hang the student post-it notes

GRAPHIC #5

“THEREFORE, GO AND MAKE DISCIPLES OF ALL NATIONS, BAPTIZING THEM IN THE NAME OF THE FATHER AND OF THE SON AND OF THE HOLY SPIRIT. JESUS IS TELLING US HERE THE DIFFERENT PERSONS OF GOD—THE FATHER, THE SON AND THE HOLY SPIRIT.”

MATTHEW 28:19

Roots

Object Lesson or Activity 10 minutes



ROPE TRICK

PREPARATION

MATERIALS




Rope



Scissors


STEP 1

Cut approx.
2-3 feet of
rope




STEP 2

Tie a knot at
the ends and
cut off the
knot picture)



STEPS 3-8

Tie a "fake"
knot in 2 places
on the rope
creating 3
equal sections.



★ TIP

I always explain to kids that I like to do tricks. Sometimes they work and sometimes they don't! (I don't use the word magic, as it is a trigger word) I also tell the kids that I never reveal how to do the trick and I tell the kids if they know how to do the trick, not to spoil it for the younger students.) :)



Object Lesson or Activity 10 minutes

Display the rope while palming the 2 knots.

God is a great big God who loves us very much. And God is One Being in Three Persons...which is a little hard to understand. It's almost like melting three wax candles together—say a red one and a blue one and a green one. You can still tell there are three colors of wax, but there's just one candle. That's like God. One Being, Three Persons. God the Father. God the Spirit. God the Son"

Show rope with the 3 sections...

First, God the Father is God. He created us, loves us, and takes care of us.

God is the Creator: He existed before the universe; He doesn't need anything.

God is perfect, holy, pure, good.... Exodus 34:6 "the Lord is compassionate and gracious..."

Point to the middle section

God the Son is God, Jesus Christ...He came to earth to show us how to live. And then He died for us to forgive us of our sins.

God sent Him to do His will here on Earth.

Point to the last section

And finally, God the Spirit is God. The Holy Spirit comes to live in each of us and gives us strength and power to live a godly life.

But don't let yourself be confused. Just remember, One Being, Three Persons. Like I said, this is just a way God helps us get to know Him better. Remember - there are not three different gods.

As you say this pull the rope through your other palm, untying the fake "knots" Show kids the one piece of rope in one hand and the knots in your other hand.

Remember: God in Three Persons.

Small Group Questions 15-30 minutes

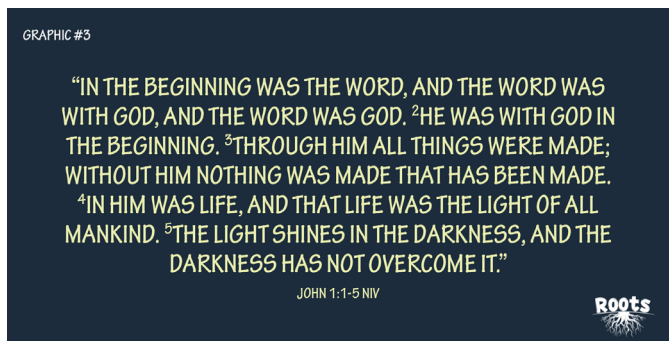


REVIEW/DISCUSSION QUESTIONS:

1. *Who created? God*
2. *Who was with God in the beginning, hovering over the sea? The Spirit*
3. *How is does an egg remind us of God? Like an egg has 3 parts: the shell, the yolk and the white, God is 3 persons: God the Father, God the Son and God the Holy Spirit.*
4. *Who are the persons of God? The Father, the Son and the Holy Spirit*
5. *Why do you think it is important to understand all the persons of God? Answers will vary*
6. *Can you think of another example of 3 parts but one thing (like our egg)? Steam, water, ice; apple; others...*



Let's look at our memory verse (Graphic #3) for this series. Read together in Bibles.



1. *What do you think the Word means? Various answers. Explain that the Bible calls Jesus the Word. Explain we will discuss this more later in our series.*
2. *What else is this verse saying? Various answers*

OPTIONAL ACTIVITY

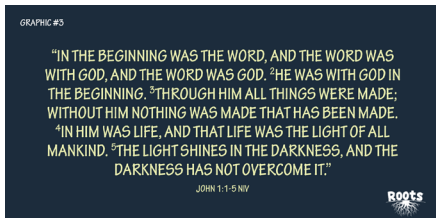
Depending on your space and light, consider planting lima beans. You can do one as a group or each child could plant one in a clear container. As you watch if grow and take care of it from week to week, discuss how by learning the things of God and experiencing Him, we are growing our roots down deep!

Bible Verse Review 20 minutes



“IN THE BEGINNING WAS THE WORD, AND THE WORD WAS WITH GOD, AND THE WORD WAS GOD. ²HE WAS WITH GOD IN THE BEGINNING. ³THROUGH HIM ALL THINGS WERE MADE; WITHOUT HIM NOTHING WAS MADE THAT HAS BEEN MADE. ⁴IN HIM WAS LIFE, AND THAT LIFE WAS THE LIGHT OF ALL MANKIND. ⁵THE LIGHT SHINES IN THE DARKNESS, AND THE DARKNESS HAS NOT OVERCOME IT.”

JOHN 1:1-5 NIV



** Use the provided Scripture Slide Graphic included with each lesson to review the Memory Verse with the kids each week.*



When introducing a Memory Verse to children, always have them find the verse or passage in their Bibles.

MEMORY GAMES

Choose from the list below to review Bible Verses with kids. Rotate the activities and repeat your favorites often!

1. VERSE SCRAMBLE

Write/print one word or phrase from the Bible verse on each piece of cardstock. Mix up the papers. Choose the number of children to come forward as you have papers. Give each child a piece of paper. See how long it takes for the verse to be unscrambled. Repeat as time allows.

2. BALLOON POP

With a sharpie, write a word from the Bible verse on each inflated balloon. Invite a child to come forward to hold each balloon. As you say the verse as a group, pop one balloon with a straight pin. Warning—this gets loud!

3. SAY IT!

Together as a group, say the Bible Verse(s). Now, each time you say the verse or verses, say it in a different voice—country, opera, robot, whisper, preacher, etc. Challenge: If you are projecting the verse on a screen or TV, ask the kids who think they can do it, to turn around and say the verse.

4. SIDE TO SIDE

Divide the kids into 2 different “sides”. As you point to a side, they begin the verse. Every phrase or phrases point to the other side to say the verse. Go back and forth while sometimes pointing to both groups!

Prayer Time 10 minutes



PRAYER CONCEPT INTRODUCED

Thanksgiving



Read 1 Chronicles 16:34: *Give thanks to the Lord for He is good. His love endures forever.*

MATERIALS



Beach Ball



Bible

1 Chronicles 16:34

The Bible talks over and over about how we need to live lives of thankfulness.

What does it mean to be thankful? Take responses.

You might be thankful for your iPhone, or your dog—and that is good!

We can sure thank God for those things. The Bible says that every good and perfect gift is from above. (James 1:17).

So, we need to live our life being thankful for all good things.



ACTIVITY

Using a beach ball, ask kids to speak out something they are thankful for as you throw the ball back and forth from you to the child. (Tip: I find that if kids throw the ball to each other, it slows down the activity and distracts from the learning. So, I throw the ball and they toss it back to me.)

Home Connection



HOME CONNECTION

SERIES TITLE

Who is God?

SERIES MEMORY VERSE:

"IN THE BEGINNING WAS THE WORD, AND THE WORD WAS WITH GOD, AND THE WORD WAS GOD. ²HE WAS WITH GOD IN THE BEGINNING. ³THROUGH HIM ALL THINGS WERE MADE; WITHOUT HIM NOTHING WAS MADE THAT HAS BEEN MADE. ⁴IN HIM WAS LIFE, AND THAT LIFE WAS THE LIGHT OF ALL MANKIND. ⁵THE LIGHT SHINES IN THE DARKNESS, AND THE DARKNESS HAS NOT OVERCOME IT." — JOHN 1:1-5 NIV

LESSON TITLE

God One AND Three



KEY IDEA

God is three persons and yet just one God.



BIBLE BASIS

Genesis 1; Matthew 28:19

LESSON SUMMARY

First, we watched a video on the root system of a bean. We discussed how a root system of a tree is so much larger and deeper. The connection was made that our Christian life is a lot like a root system of a tree. The more we learn God and grow in Him, our roots go down deep and wide (and eventually produce fruit, but we will dive into that later). That is our goal this year—to grow both deep and wide in Him. First, we are beginning by talking about who God is and His persons, otherwise known as the Trinity. We used the example of an egg — an egg has three parts and yet is still an egg. There are no perfect analogies, especially when discussing the mysteries of God, but this is a good place to begin.

QUESTIONS TO DISCUSS AT HOME

1. *Who created?* God
2. *Who was with God in the beginning, hovering over the sea?* The Spirit
3. *How is does an egg remind us of God?* Like an egg has 3 parts: the shell, the yolk and the white, God is 3 persons: God the Father, God the Son and God the Holy Spirit.
4. *Who are the persons of God?* The Father, the Son and the Holy Spirit
5. *Why do you think it is important to understand all the persons of God?* Answers will vary
6. *Can you think of another example of 3 parts but one thing (like our egg)?* Steam, water, ice; apple; others...

PRAY GENESIS 1:31 OVER YOUR CHILDREN

Put your child's name in the blanks.

LORD, YOU MADE _____ IN YOUR IMAGE. AND HE/SHE IS GOOD! HELP MY CHILD TO COME TO MORE FULLY UNDERSTAND WHO YOU ARE AND YOUR GREAT LOVE FOR _____.
THANK YOU THAT YOU ARE A GOOD, LOVING GOD.



GRAPHIC LIST

SECTION 1 / LESSON 1

1. Series Title **Graphic #1** — Who is God?
2. Lesson Title **Graphic #2** — God is One and Three
3. Bible Verse **Graphic #3** — John 1:1-5 NIV In the beginning was the Word, and the Word was with God, and the Word was God. 2 He was with God in the beginning. 3 Through him all things were made; without him nothing was made that has been made. 4 In him was life, and that life was the light of all mankind. 5 The light shines in the darkness, and the darkness has not overcome it.
4. Tree and Root System **Graphic #4**
5. Scripture **Graphic #5** — Matthew 28:19 NIV Therefore go and make disciples of all nations, baptizing them in the name of the Father and of the Son and of the Holy Spirit,